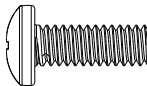
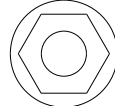
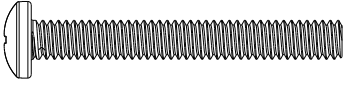

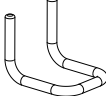



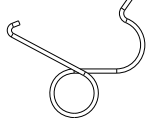

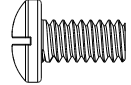






HARDWARE LIST

Key	Description	Picture	Qty
A	1/4-20x1/2" Machine Screw		53
B	1/4-20 Flange Nut		8
C	1/4-20x2" Machine Screw		2
D	7x15 Fiber Washer		4
E	Caster pin		1
G	#8-32x3/8" Machine Screw		2
H	Wing Nut		1
J	5mm Fiber Washer		1
K	Venturi Clip		1
L	#8x3/8" Sheet Metal Screw		1
M	#10-24x3/8" Machine Screw		4
N	5mm Lock Washer		4
P	5mm Flat Washer		4
Q	NO.10-24 UNC x10 Screw, Flat Head		2
R	NO.10-24 UNC Nut		2

PARTS LIST

Key	Qty	Description
1	1	TOP LID
2	4	LID BUMPER
3	1	LOGO PLATE
4	1	HANDLE, F/ LID
5	1	TEMPERATURE GAUGE
6	1	BEZEL, TEMPERATURE GAUGE
7	1	HARDWARE F/ TOP LID
8	1	FIREBOX
9	4	BURNER
10	4	HEAT TENT
11	3	FLAME CARRYOVER TUBE
12	1	ELECTRODE
13	1	GREASE CUP CLIP
14	1	GREASE CUP
15	4	COOKING GRATE
16	1	SWINGAWAY RACK
17	1	BACK PANEL
18	1	MIDDLE PANEL, CABINET
19	1	SIDE PANEL, F/ CART, LEFT
20	1	LEG, LEFT FRONT
21	1	LEG, RIGHT FRONT
22	2	UPPER CART BRACE
23	1	DOOR, LEFT
24	1	DOOR, RIGHT
25	1	CONTROL PANEL
26	1	ELECTRONIC IGNITION MODULE
27	1	BUTTON, F/ EI MODULE
28	1	MATCH HOLDER
29	1	VALVE ASSEMBLY
30	2	FIXED PIN, F/ DOOR
31	2	SPRING PIN, F/ DOOR
32	1	DOOR BRACE, UPPER
33	1	HEAT SHIELD, TANK
34	1	GROMMET, F/ REGULATOR HOLE
35	2	CHARCOAL TRAY
36	5	CONTROL KNOB
37	5	BEZEL, F/ CONTROL KNOB
38	2	END CAP, F/ LEG
39	2	CASTER, FIXED

Key	Qty	Description
40	2	CASTER, LOCKING
41	2	BASKET, F/ CHARCOAL TRAY
42	1	BOTTOM SHELF
43	1	HOT PLATE SHELF
44	1	DRIP PAN F/ HOT PLATE
45	1	HOT PLATE BURNER
46	1	ELECTRODE, F/ HOT PLATE
47	1	IGNITOR WIRE, F/ HOT PLATE
48	1	HOT PLATE GRATE
49	1	HOT PLATE LID
50	1	RIGHT SHELF ASSEMBLY
51	1	HEAT SHIELD, F/ EI MODULE
52	1	HEAT SHIELD, F/ HANDLE
53	4	BURNER BRACE
54	2	HEAT SHIELD, F/ FIREBOX
55	4	MAGNET ASSEMBLY
56	2	HANDLE, F/ DOOR
57	1	SHELF, CABINET
58	1	WEIGHT BLOCK
59	1	TANK EXCLUSION WIRE
60	1	RIGHT SIDE PANEL, F/ CART
61	1	BOTTLE OPENER
62	1	GRATE TOOL HOLDER
63	1	TANK STRAP

NOT Pictured

...	1	PRODUCT GUIDE, EUROPE
...	1	HARDWARE PACK
...	1	RETAINER CLIP, F/ HOT PLATE
...	1	CASTER PIN
...	1	GRATE TOOL

NOTE: Some grill parts shown in the assembly steps may differ slightly in appearance from those on your particular grill model. However, the method of assembly remains the same.

PARTS DIAGRAM

